

COMMUNITY LIVABILITY

CHRISTIAN COUNTY, KENTUCKY

WORKFORCE

8,000+  **INDUSTRY/MANUFACTURING EMPLOYEES**

4,700 **AGRI-BUSINESS EMPLOYEES** 

61 **MANUFACTURING BUSINESSES**  **IN SOUTH WESTERN KY**

500 **MINERS WITH**  **RETOOLING SKILLS**



EDUCATION/INCOME

17:1
STUDENT
TEACHER
RATIO

93.8%
GRADUATION
RATIO

18.73
ACT SCORE
AVERAGE

COST OF LIVING IS 13.7% LESS THAN THE US AVERAGE



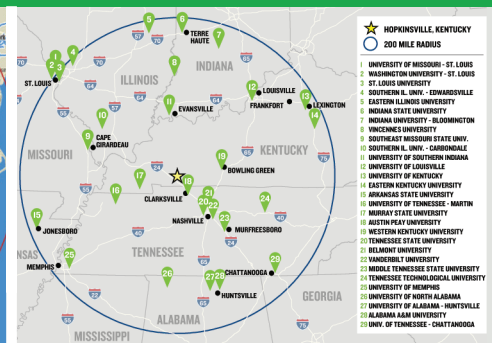
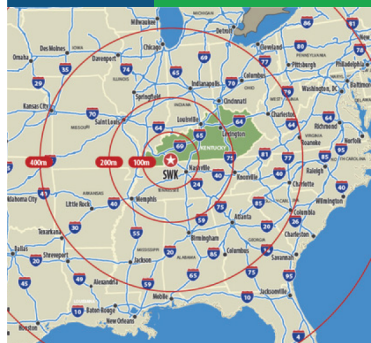
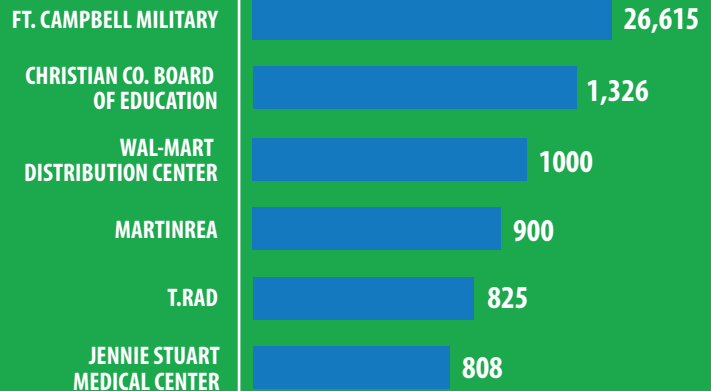
\$37,669
AVERAGE
HOUSEHOLD
INCOME

\$114,800
MEDIAN
HOME
COST

CHRISTIAN COUNTY HAS THE YOUNGEST POPULATION IN THE STATE ON AVERAGE

POPULATION 70,461

TOP MAJOR EMPLOYERS



COMMUNITY LIVABILITY

CHRISTIAN COUNTY, KENTUCKY

PARKS AND OUTDOORS: OVER 112 ACRES IN BOTH RECREATION COMPLEXES & COMMUNITY PARKS



DOWNTOWN: RENEWED LOCAL DOWNTOWN REVITALIZATION EFFORTS RESULTING IN NEW BUSINESS OPENINGS

HOUSING: (\$125K)



RACE DIVERSITY

WHITE: 61.1%

BLACK: 30.4%

ASIAN: 0.4%

HISPANIC OR LATINO: 1.3%

HOME TO OVER
21
INTERNATIONAL
COMPANIES
IN THE REGION

AGE DIVERSITY

65 YEARS AND OVER: 15.6%

UNDER 5 YEARS: 8.1%

55 TO 64: 10.1%


5 TO 17: 18%

18 TO 24: 8.8%

35 TO 54: 24.5%

25 TO 34: 14.9%

COMMUNITY AWARDS:



Carter Hendricks, Executive Director

Cell: 270-348-6226 | Office: 270-885-1499

Email: chendricks@southwesternky.com

2800 Fort Campbell Blvd. | Hopkinsville, KY 42240
southwesternky.com